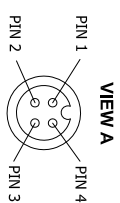
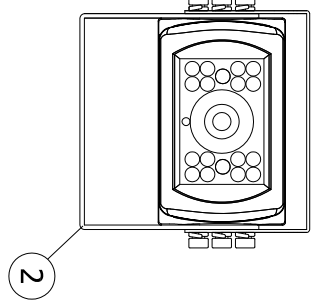
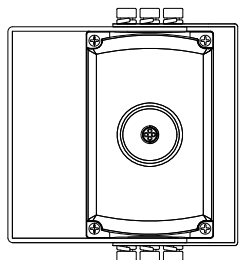
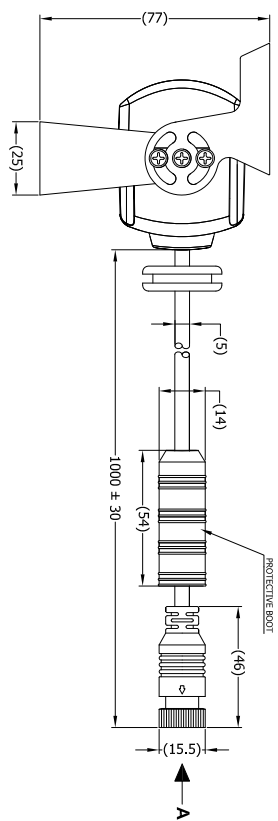
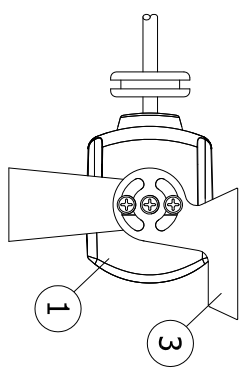
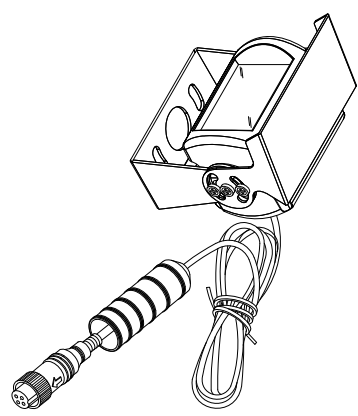
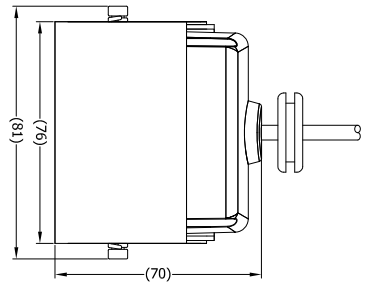
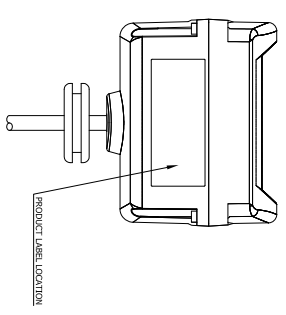
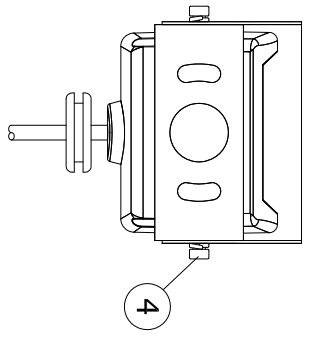


<b>Revision Notes:</b>			
1. DRAWING UPDATED & ASSEMBLY INFORMATION ADDED.			
<b>Checked By:</b> BC	<b>Approved By:</b> DK	<b>Date Released:</b> 27/05/10	
2. FRAME AND DIMENSIONS UPDATED.			
<b>Checked By:</b> LB	<b>Approved By:</b> DK	<b>Date Released:</b> 03/05/12	

ITEM	STOCK CODE	QTY	MODEL DESCRIPTION
1	(3184A)	1	VBV-790C CAMERA ONLY
2	(3188A)	1	VBV-71XXC-BKIT CAMERA BRACKET
3	(3190A)	1	VBV-71XXC-SS CAMERA SUNSHIELD
4	(3191)	1	VBV-71XXC-FIX CAMERA FIXING PACK
5	(3347)	1	VBV-71XXC-IG INSTALLATION GUIDE (NOT SHOWN)



PIN #	WIRE COLOUR	DESCRIPTION
1	RED	12 VDC
2	BLACK	GROUND
3	WHITE	AUDIO
4	YELLOW	VIDEO



- NOTES:**
1. DIMENSIONS IN MM
  2. REFER TO "PRODUCT SPECIFICATION" FOR MORE DETAILED SPECIFICATION.
  3. REFER TO COMPONENT DRAWINGS FOR COMPONENT DETAILS
  4. FOR GIFTBOX LABEL REFER TO LATEST REVISION OF DRAWING BE-001064-01-10.
  5. FOR GIFTBOX SERIAL NUMBER LABEL REFER TO REVISION OF DRAWING BE-001324-XX-10.

**PROPRIETARY NOTICE**  
 THIS DESIGN AND TECHNICAL INFORMATION APPEARING ON THIS DRAWING IS THE PROPERTY OF BRIGADE ELECTRONICS, AND IS DISCLOSED IN CONFIDENCE. IT IS NOT TO BE COPIED, REPRODUCED, REVEALED TO OR EXPLOITED BY OTHERS, EITHER IN WHOLE OR IN PART WITHOUT THE EXPRESS WRITTEN CONSENT OF BRIGADE ELECTRONICS.

**BRIGADE**  
 www.brigade-electronics.com

<b>Assembly PI Approval</b> XINYU HUANG(09/04/12)		<b>Approved by</b> DKERAI		<b>Checked by</b> D. KERAL		<b>Drawn by</b> M.BUTLER	
Angle of Projection Third Angle		Units mm	Scale N/A	Released 17/07/08	Assembly Ref 12201002012	Status RELEASED	Stock Code 2724A
						VBV-790C	
						BE-000620-02-08	